




**COMMUNITY**  
**ACTION** OF GREATER  
INDIANAPOLIS

## 2024 Community Needs Assessment



## Table of Contents

<b>Introduction.....</b>	<b>2</b>
About Community Action of Greater Indianapolis, Inc. ....	2
Service Area & Programs.....	2
Direct Service Area Statistics.....	2
<b>Overview of the Causes and Conditions of Poverty.....</b>	<b>3</b>
What is Poverty?.....	3
How is Poverty Measured? .....	3
Understanding the Causes and Conditions of Poverty .....	4
<b>Methodology.....</b>	<b>6</b>
Client and Community Partners Surveys.....	6
Secondary Data .....	6
<b>Service Area Demographics &amp; Poverty Statistics.....</b>	<b>7</b>
Population for Whom Poverty Status is Determined.....	7
Poverty .....	8
<b>Community Satisfaction and Needs .....</b>	<b>9</b>
Client Survey Participants .....	9
Community Satisfaction .....	10
Top Community Needs .....	10
Quality and Affordable Housing .....	11
Transportation Support.....	13
Food Assistance .....	15
Mental Health and/or Conseling Services .....	16
Programs for Seniors.....	17
Additional Community Needs.....	18
<b>Civic Engagement.....</b>	<b>19</b>
<b>Methods of Dissemination.....</b>	<b>21</b>
<b>Final Thoughts .....</b>	<b>21</b>
<b>Appendix 1: Client Survey Questions.....</b>	<b>22</b>
<b>Appendix 2: References .....</b>	<b>28</b>

## Introduction

Community Action Agencies throughout the country are required to conduct a community needs assessment every three years. This needs assessment relies on relevant and current research literature, data from client surveys and community partner surveys, as well as data from the U.S. Census Bureau and Bureau of Labor Statistics. This community needs assessment is intended to guide Community Action of Greater Indianapolis, Inc. (CAGI) in developing its strategic plan to improve the economic security and well-being of low-income Hoosiers in its service area.

## About Community Action of Greater Indianapolis, Inc.

Since 1965, CAGI has been helping people and changing lives in central Indiana. CAGI is an independent, non-profit organization that provides valuable services and assistance to individuals and families, most of whom are low-income. CAGI nurtures self-sufficiency by providing health, housing, and education services that change lives, empower families, and improve the communities that they serve.

## Service Area & Programs

CAGI Community serves Hoosiers in Boone, Hamilton, Hendricks, and Marion Counties.

Their extended service area includes Tipton County.

Programs offered include:

- Down Payment Assistance
- Financial Literacy
- Homeownership Education/Counseling
- Individual Development Accounts
- After School Programs
- Employment/Job Training
- Family Development Program
- Learning/Education/Resource Centers
- Emergency Food and Shelter
- Emergency Assistance Funds
- Emergency Assistance Program
- Weatherization Program
- Toys for Tots
- Food Bank/Food Pantry
- Health Promotion/Disease Prevention Services
- Mental Health Services
- Health Insurance Navigation
- Minority Health
- Lead Assessment
- Low-income Rental Housing
- Section 8 Housing Voucher Program
- Senior Rental Housing
- Single-Family Housing Development/Rehabilitation
- Rental Assistance
- Foster Grandparent Program



## Overview of the Causes and Conditions of Poverty

Poverty has existed in every society, and scholars, government leaders, and social service providers offer a wide variety of thoughts about how best to tackle this multi-faceted epidemic. By better understanding poverty, how it is measured, and the causes and conditions of it, Community Action Agencies and their partners will be better equipped to develop interventions that are responsive to community conditions. We strive to make our communities places in which all Hoosiers can meet their basic needs and achieve financial well-being, enabling each person to reach their full potential and better contribute to their families, communities, and the world.

### What is Poverty?

Both domestically and globally, scholars, nonprofits, politicians, and countless others have made different, and sometimes opposing efforts to end poverty. In 1964, President Lyndon Johnson declared war on poverty in his State of the Union address, proclaiming, *“Our aim is not only to relieve the symptom of poverty, but to cure it and, above all, to prevent it.”* He launched a movement that resulted in the development of Community Action Agencies, which still carry forward the mission of ending poverty and promoting community development today. Community Action Agencies fight poverty by providing direct services for education, employment and family-centered support to low-income families. Sargent Shriver, who led the development of solutions, described the War on Poverty as *“a means of making life available for any and all pursuers. The War on Poverty tries only to create the conditions by which the good life can be lived.”*

***“Poverty is hunger. Poverty is lack of shelter. Poverty is being sick and not being able to see a doctor. Poverty is not having access to school and not knowing how to read. Poverty is not having a job, is fear for the future, living one day at a time. Poverty has many faces, changing from place to place and across time, and has been described in many ways. Most often, poverty is a situation people want to escape.”***

*-The World Bank*

### How is Poverty Measured?

In the United States, poverty is measured by comparing a person’s or family’s income to a poverty threshold. This threshold is set at three times the cost of a minimum food diet in 1963, adjusted for inflation, and is responsive to family size. The U.S. Census Bureau is the government agency in charge of measuring poverty. As *Overlooked and Undercounted: Struggling to Make Ends Meet in Indiana* shows, this method of measuring poverty fails to count many who struggle.<sup>i</sup> When a county- and family-specific basic needs budget is compared to family incomes in Indiana, the scope of income inadequacy in our state comes into sharper focus and includes many more individuals than are captured in traditional poverty measures.

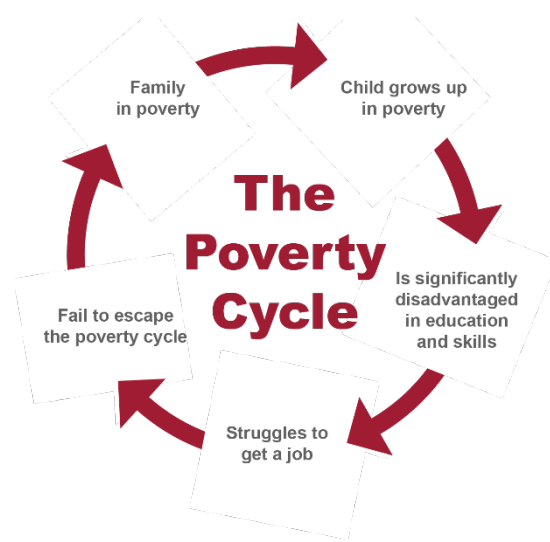
## Understanding the Causes and Conditions of Poverty

While poverty is most simply a shortage of income, teasing apart the causes and associated conditions of these income shortfalls can be much more challenging and will vary based on local, state, and national policy choices as well as variations in communities, institutions, and individuals.

Understanding the causes and conditions can assist in the development of effective solutions. Theories about the causes of poverty fall into three broad categories: political, structural, and behavioral.<sup>ii</sup>

These focus attention on different sets of actors and interventions to address poverty. Community Action Agencies tend to work across all categories.

Whether explicit or implicit, an individual's or organization's theories about the causes of poverty can shape decision-making about approaches.



Because employment is so central to a household's ability to make ends meet in the United States, job loss, a decline in earnings, a lack of education, a disability, and the presence of children and/or caregiving responsibilities can cause poverty.<sup>iii</sup> Lack of access to foundational resources such as transportation, child care, health care, and decent, affordable housing, as well as interaction with the justice system, can also cause poverty.<sup>iv</sup> This can trap children and families in a cycle that is difficult to escape.<sup>v</sup>

There are disparities in the prevalence of poverty by race, gender, ability, age, and other identities. Historic and ongoing discrimination at all levels of society - from policies that prevented Black families from accruing wealth through homeownership to discrimination in employment<sup>vi</sup> to differing expectations about who should provide care to young children<sup>vii</sup> - contribute to these disparities. In turn, poverty can lead to low education levels, lack of or under-employment, poor housing conditions, food insecurity, mental and physical health challenges, and an inability to access additional resources to live a happy and healthy life that show up disproportionately for certain groups.

The COVID-19 pandemic exacerbated issues intersecting with poverty such as housing, education, food, reliable income, and perhaps most importantly our most precious asset, our children. It increased housing and food insecurity, reduced familial income, impacted children's school performance and mental health, and increased rates of abuse and child maltreatment. School closures contributed to many of these factors as students were unable to access meals provided at school, social support systems, and a safe environment away from abusers. Brown University projected, based on learning patterns of five million students, that school-aged children in the United States learned less than 50% of math skills and less than 70% of language art skills than they would have acquired with in-person learning the previous spring.<sup>viii</sup> The Organization for Economic Cooperation and Development has estimated that school closures will result in approximately a 3% lower income for children affected by the closures over their entire lifetime, but it will be even more deeply felt by vulnerable children who will have larger learning losses, and therefore deeper losses in lifetime earnings.<sup>ix</sup> Remaining mindful of the new landscape and challenges COVID-19 created will be necessary in efforts to address poverty.

Finally, poverty leads to associated conditions that can compound the challenges of providing support to help individuals reach and maintain self-sufficiency. These include hunger, limited access to education and other services, discrimination, exclusion, and lack of opportunities for civic participation.<sup>x</sup> Physiological effects such as toxic stress and poor physical health can create additional barriers. Evidence suggests that these can be particularly damaging for young children, as they impact brain development and cognitive function.<sup>xi</sup> Addressing these conditions – as well as the root causes of poverty – are critical to achieving widespread well-being.

### ***Community Action Agencies can:***

- Engage staff in reflection on assumptions about the causes and conditions of poverty
- Ensure that all individuals receive fair and equitable treatment through ongoing internal and external evaluation
- Be responsive to disparities in poverty through programming selection
- Collect data on the causes and conditions of poverty in their service area

## Methodology

### Client Surveys

Between September and December 2023, the Indiana Community Action Poverty Institute created and conducted both a client and community partner survey using SurveyMonkey for CAGI. The client survey consisted of 76 questions that were reviewed by CAGI staff and revised according to their needs. A link to the survey was sent to clients of CAGI in November and December of 2023 by email, and the survey was active for eight weeks. The Institute also texted a link to the survey to a list of client phone numbers provided by CAGI. The survey consisted of multiple choice and open-ended questions. 258 clients completed the survey over this time. Most survey participants were from Marion (50.4%), Hamilton (26.7%), or Hendricks (17.1%) counties.

During the data analysis process, incomplete surveys were included in the findings to honor the time spent by all participants in their attempt to complete the survey. Survey responses were filtered by the counties that the agency serves through Community Action. Due to respondents not having to answer all the questions, some tables will not include all participants. The survey team utilized SurveyMonkey analysis software to analyze multiple choice survey questions. Open-ended survey questions were exported to NVivo for further analysis.

### Secondary Data

While a primary focus of the community needs assessment is elevating the voices and expressed needs of low-income Hoosiers, secondary data drawn from the U.S. Census Bureau's American Community Survey and other sources provide valuable supplemental information about the service area throughout the report. The American Community Survey is conducted yearly and sent to a sample of approximately 3.5 million addresses in the 50 states, District of Columbia, and Puerto Rico. It asks about a range of topics, including education, employment, internet access, and transportation and typically achieves a high response rate (84.4% in 2022). Local, state, and national leaders depend on the American Community Survey to understand local issues, develop programs, and distribute funding. These secondary data are intended to help speak to the scope of needs facing local communities and thereby assist in strategic planning.

## Service Area Demographics & Poverty Statistics

Demographic data offer a snapshot of who lives in particular communities at a given time and can provide a basis for understanding the needs of a community. For example, communities with a large proportion of older Hoosiers may require more services related to aging while those whose communities vary greatly on ethnicity and primary language data may require more translation and interpretation services.

### Population for Whom Poverty Status is Determined<sup>1</sup>

	Service Area	Boone	Hamilton	Hendricks	Marion
<b>POPULATION</b>					
Total	1,542,482	70,260	347,349	171,762	953,111
<b>AGE</b>					
Under 5 years	101,428	4,344	20,991	9,491	66,602
5 to 17 years	282,328	13,498	69,227	32,839	166,764
18 to 34 years	367,474	13,850	69,256	35,376	248,992
35 to 64 years	591,359	28,877	143,121	69,603	349,758
65 years and over	199,893	9,691	44,754	24,453	120,995
<b>GENDER</b>					
Male	753,898	35,130	171,200	85,218	462,350
Female	788,584	35,130	176,149	86,544	490,761
<b>RACE</b>					
White alone	1,031,839	63,092	289,112	142,300	537,335
Black or African American alone	296,819	1,393	14,057	13,276	268,093
American Indian and Alaska Native alone	2,960	24	256	304	2,376
Asian alone	68,403	2,227	22,540	5,642	37,994
Native Hawaiian and Other Pacific Islander alone	380	27	139	42	172
Some other race alone	52,901	562	4,146	2,586	45,607
Two or more races	89,180	2,935	17,099	7,612	61,534
Hispanic or Latino origin (of any race)	132,640	2,470	15,588	7,700	106,882

Source: U.S. Census Bureau, 2018-2022 American Community Survey 5-Year Estimates

<sup>1</sup> The population for whom poverty status is determined excludes individuals living in Institutional group quarters (such as prisons or nursing homes), college dormitories, military barracks, living situations without conventional housing (and who are not in shelters), and unrelated individuals under age 15 (such as foster children).



## Poverty

Across the counties CAGI serves, approximately 174,068 Hoosiers experience poverty (11.3%). Poverty was highest in Marion County (15.4%) and lowest in Hamilton County (4.2%). Hoosiers in poverty in the service area are more likely to be female, age 35-64, and White.<sup>2</sup> At the same time, a higher proportion of children under 5 (17.4%), children age 5-17 (13.8%), individuals age 18-34 (13.3%), Black (22.2%), Asian (11.5%), American Indian / Alaska Native (16.3%), Other Race (19.5%), Two or More Races (12.5%), and Hispanic/Latino (16.8%) Hoosiers in the service area experienced poverty.

### Poverty Rates by County

Boone	Hamilton	Hendricks	Marion
5.8%	4.2%	5.2%	15.4%

Source: U.S. Census Bureau, 2018-2022 American Community Survey 5-Year Estimates

### Service Area Poverty Rates

	Number in Poverty	% in Poverty	State % in Poverty
Total Population	174,068	11.3%	12.3%
Male	76,553	10.2%	11.1%
Female	97,515	12.4%	13.5%
Under 5	17,616	17.4%	18.4%
5 to 17	39,097	13.8%	15.3%
18 to 34	48,993	13.3%	15.8%
35 to 64	51,632	8.7%	9.7%
65+	16,730	8.4%	8.1%
White	78,405	7.6%	10.1%
Black	65,793	22.2%	25.1%
American Indian / Alaska Native	483	16.3%	17.2%
Asian	7,884	11.5%	14.8%
Native Hawaiian / Pacific Islander	*	*	14.2%
Other	10,323	19.5%	19.9%
Two or More Races	11,173	12.5%	17.3%
Hispanic / Latino <sup>3</sup>	22,253	16.8%	18.3%

Source: U.S. Census Bureau, 2018-2022 American Community Survey 5-Year Estimates

<sup>2</sup> At the county level, particularly when disaggregating by gender, race, or age, sample sizes tend to be smaller and therefore results have a wider margin of error. Use caution in interpreting results.

<sup>3</sup> In addition to questions about race/ethnicity, the Census Bureau asks individuals if they identify as Hispanic/Latino or not Hispanic/Latino.

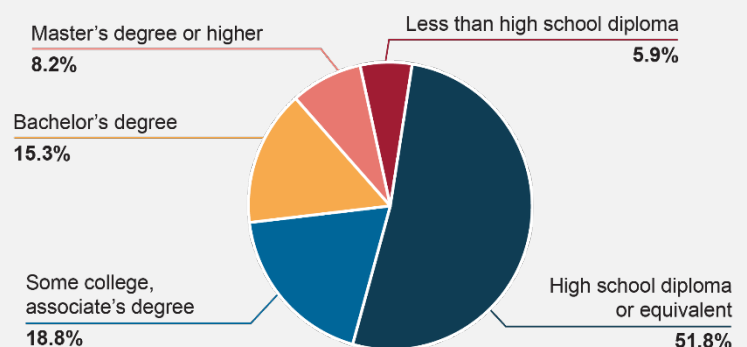
## Community Satisfaction and Needs

Local governments, community programs, and advocates are constantly working to understand the needs of their residents. This is particularly important in light of the disruptions caused by the COVID-19 pandemic. Knowing what needs are most important to residents can ensure that community members are able to live happy, healthy, and productive lives. Our primary method of establishing needs was through direct consultation with low-income Hoosiers in the service area. We used a client survey to identify the top five needs in their community using a pre-established list of 19 common needs. They were then asked to write what their top choice was and why along with a blank entry. The blank entry allowed us to capture needs not represented in the list and to represent Hoosiers' needs in their own words. For each identified need, a selection of the respondents' own words are used to explain the perceived need, while research studies and secondary data provide additional perspective on the need's relationship to poverty.

### Client Survey Participants

Among the 258 survey respondents:

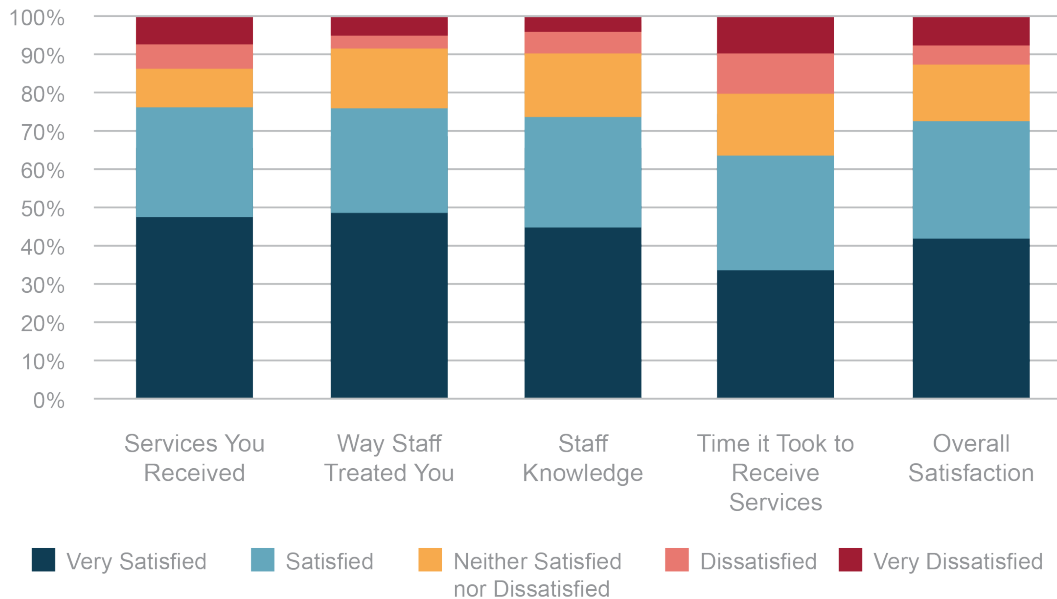
- The majority were between 35-49 (31.0%) or 50-64 (29.4%) years of age, while 13.3% were age 25-34, 25.1% were over 65, and 1.2% were under 25.
- 87.9% were female, 11.3% were male, and 0.8% preferred not to say.
- 39.3% of survey participants identified as White, 48.3% as Black, 5.5% as two or more races, 0.8% as Asian, 0.4% as American Indian/Alaska Native, and 5.8% preferred not to share their race or identified as other.
- 3.6% identified as Hispanic or Latino/a.
- 51.0% of survey participants stated that there were children who live in their household at least part-time, and of those, 22.6% stated that the children in their household are their grandchildren.
- 86.1% indicated they were single, 9.6% that they were married, 2.4% lived with a partner, and 1.9% lived with a roommate.
- 52 survey participants reported that someone in their household had cut the size of their meal or went hungry at least one to two days each week and 30 said they experienced this 3 or more days each week.
- 83 survey participants reported that they or a member of their family had a disability, 63 received SSI, SSDI, or VA benefits, 2 had applied for benefits and were waiting to hear back, and 15 applied for benefits and had been denied.



## Community Satisfaction

Clients of CAGI were asked five agency-specific questions to assess customer satisfaction of the agency. Satisfaction was assessed by having clients rank how satisfied they were with the services, time it took, staff knowledge and treatment, and overall satisfaction of the agency. The results are provided below.

### Client Satisfaction



## Top Community Needs

The following top five needs were identified based on client and community partners' responses, and are compared to the needs identified in CAGI 2021 needs assessment. They are listed in order from greatest to least. The clients' top five identified needs are discussed in depth below.

Comparison of the Top 5 Needs Identified on Current and Previous Surveys		
	Client Survey 2024	2021 CNA
1	Quality and affordable housing	Good jobs with adequate wages, benefits and opportunities
2	Transportation support	Second chance hiring programs
3	Food assistance	Programs for youth
4	Mental health and/or counseling	Assistance with legal services
5	Programs for seniors	Counseling services

## Quality and Affordable Housing

*In clients' own words:*



Poor housing quality and lack of stable housing can be both a cause and condition of poverty. Researchers find that low-cost, decent quality housing in areas with job opportunities can make a significant difference in addressing poverty.<sup>xii</sup> Conversely, poor-quality housing can lead to poor health outcomes, increasing poverty as individuals struggle to access healthcare.<sup>xiii</sup> Weatherization is a strategy for addressing housing quality that also contributes to reduced utility costs, improving a household’s financial position.<sup>xiv</sup>

The U.S. Census Bureau asks Hoosiers about housing quality and affordability as part of the American Community Survey. The table below shows the estimated number of housing units in the service area and the percent that have one or more of following conditions: 1) lacking complete plumbing facilities, 2) lacking complete kitchen facilities, 3) with 1.01 or more occupants per room, 4) selected monthly owner’s costs as a percentage of household income greater than 30 percent, and 5) gross rent as a percentage of household income greater than 30 percent.

### Number of Units with Poor Housing Affordability/Quality Conditions in CAGI Service Area

<b>Owner-Occupied Units:</b>	388,414
<b>% Owner-Occupied Units with One or More Condition:</b>	16.6%
<b>Renter-Occupied Units:</b>	225,534
<b>% Renter-Occupied Units with One or More Condition:</b>	46.4%

*Source: U.S. Census Bureau, 2018-2022 American Community Survey 5-Year Estimates*

Fair Market Rents are estimates of the 40<sup>th</sup> percentile gross rents for standard quality units within an area.<sup>xv</sup> Spending more than 30% of income on rent is considered being ‘cost-burdened.’ In the table below, the 2023 FMRs for the service and renters paying 30% or more of household income toward rent are provided.

## Fair Market Rents and Renters Paying 30% or More Of Household Income

	Fair Market Rent 2023 One Bedroom	Fair Market Rent 2023 Two Bedroom	Renters paying 30% or more of household income
Boone	\$897	\$1,065	41.5%
Hamilton	\$897	\$1,065	38.4%
Hendricks	\$897	\$1,065	42.7%
Marion	\$897	\$1,065	50.9%

Source: U.S. Department of Housing and Urban Development 2023 FMRs, U.S. Census Bureau, 2018-2022 American Community Survey 5-Year Estimates

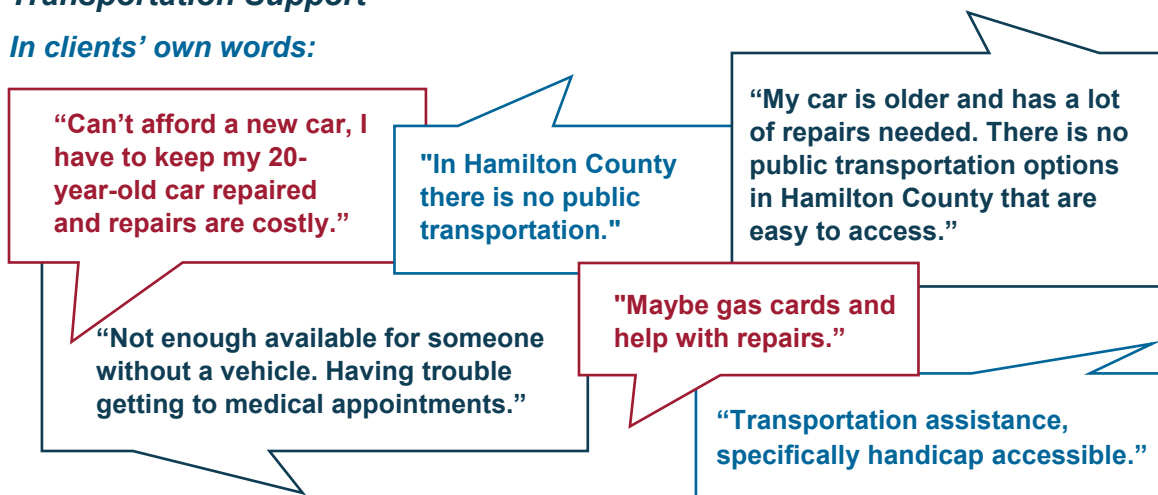
### **Community Action Agencies can:**

- Offer HUD housing counseling
- Connect individuals with Individual Development Accounts so they can save to purchase a home
- Provide weatherization and other housing quality improvement services
- Continue to invest in or collaborate to create affordable housing options
- Connect Hoosiers in need with Housing Choice Vouchers and other housing stabilization or homeownership programs



## Transportation Support

### In clients' own words:



Transportation is a complex issue, and the barriers to transportation vary both by individual and by location. Currently there are few resources for individuals struggling with transportation in Indiana. These disparities are even greater in rural areas where 20-25 counties do not have any form of transit.<sup>xvi</sup> COVID-19 induced unemployment and financial insecurity, in turn contributing to households losing access to cars, forcing them to depend on unreliable and infrequent transit services.<sup>xvii</sup>

Access to a car plays a crucial role in enabling greater participation in society, accessibility to amenities, and social interactions compared to public transportation. Car-less households face tangible disadvantages, and episodes of car-lessness are common among low-income households. Losing access to a car typically results in decreased activity participation, and lower quality of life, while regaining a car plays the opposite role.<sup>xviii</sup> Individuals with access to a car experience better employment and economic outcomes,<sup>xix</sup> eat a wider variety of foods,<sup>xx</sup> shop for food more frequently, and consume more produce.<sup>xxi</sup> Limited transportation access has been associated with lack of regular medical care, uncompleted referrals or follow-up appointments, appointment cancellations, and missed appointments.<sup>xxii</sup>

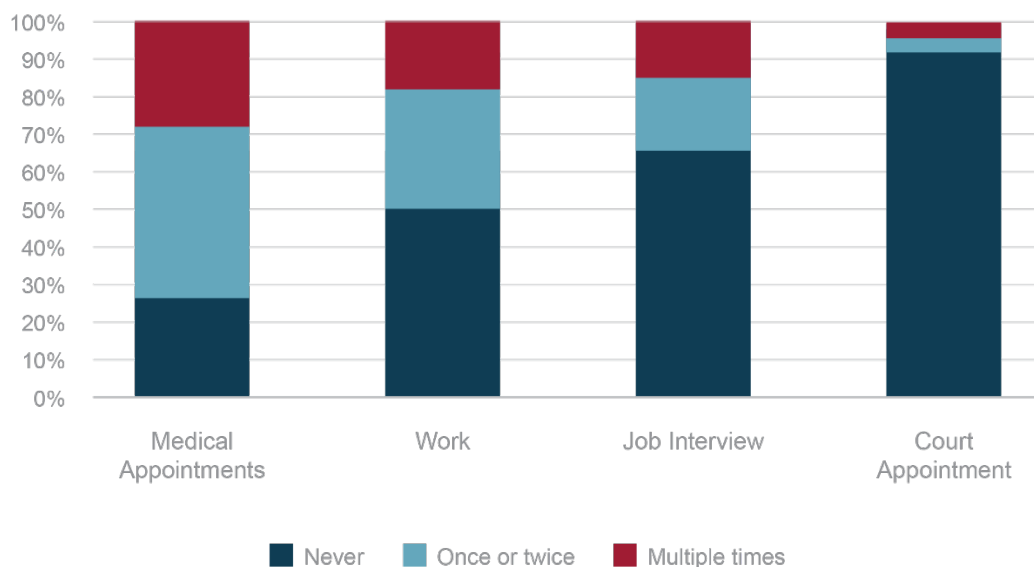
### Household Access to Vehicles

	No Vehicle Available	1 Vehicle Available	2 Vehicles Available	3 or More Vehicles Available
Boone	557	7,175	11,682	7,545
Hamilton	2,896	32,156	64,728	29,969
Hendricks	1,719	14,989	29,510	18,185
Marion	32,286	158,730	140,353	61,468

Source: U.S. Census Bureau, 2018-22 American Community Survey 5-Year Estimates

Survey participants were asked what they find most difficult about getting where they need to go. 48% of respondents said the cost of gas, insurance, and monthly payments while 21% percent chose paying for repairs. Additionally, some participants commented that they needed reliable public transportation. Survey participants were also asked if they missed one of the following appointments due to transportation issues. The below chart shows the results of missed medical appointments, work, job interviews, and court appointments. Medical appointments and work were the most commonly missed appointments.

### Missed Appointments Due to Transportation Issues



### Community Action Agencies can:

- Continue to provide transportation to clients and improve accessibility to needed services
- Provide license reinstatement support
- Conduct car maintenance workshops to teach basic car repairs (oil change, change headlights, check fluids, etc.)
- Partner with local mechanics to provide reliable client referrals, and car donation programs
- Help individuals plan for benefit cliffs as they move into higher-wage jobs or receive promotions
- Partner with local insurance companies that provide affordable rates for individuals that may have had a lapse in car insurance coverage
- Offer gas cards

## Food Assistance

### In clients' own words:



One of the most common conditions in the lives of those experiencing poverty is suffering from food insecurity and undernourishment. Food insecurity occurs when people do not have adequate access to sufficient and nutritious food, which can lead to malnutrition.<sup>xxiii</sup> The cycle of malnutrition, food insecurity, and poverty fuel each other. Economic stability is affected when individuals' undernourishment harms their physical and mental development, intellectual capacity, productivity, and economic potential. The intergenerational cycle of poverty and malnutrition is evident as malnourished women are at a higher risk of giving birth to malnourished children or having their children grow up to be malnourished. When poverty is experienced in early childhood, the likelihood of malnutrition increases and can cause impaired cognitive development and mental illness as an adult. Therefore, intervention to support the nutrition needs of children are especially important.<sup>xxiv</sup>

Interventions targeting nutrition can be specific to an individual's needs, but community engagement and delivery strategies can be equally beneficial if they reach those in the greatest need and incorporate disease and infection prevention.<sup>xxiv</sup> Ensuring that individuals in poverty access programs, like the Supplemental Nutrition Assistance Program (SNAP), can also promote access. Communities that lack access to nutritious food and those who serve them will find great success at combating poverty when food access is addressed.

### SNAP Participation Rates

	% of Households below poverty not receiving SNAP
Boone	5.9%
Hamilton	3.6%
Hendricks	4.8%
Marion	9.6%

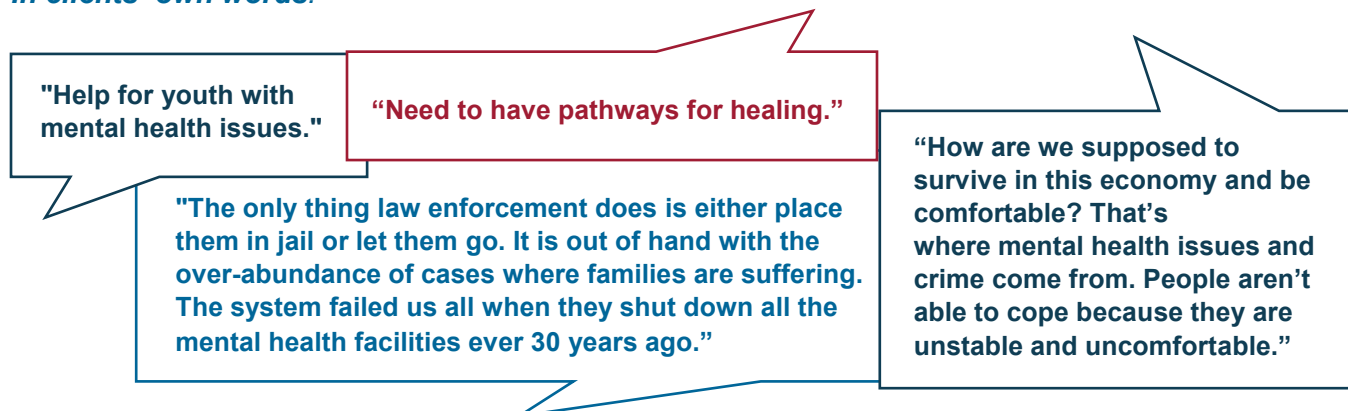
Source: U.S. Census Bureau, 2018-2022 American Community Survey 5-Year Estimates

### Community Action Agencies can:

- Continue referrals to and/or offer direct food assistance, such as through pantries or boxes
- Offer mobile pantry and box food services
- Connect clients with programs like SNAP and WIC

## Mental Health and/or Conseling Services

### In clients' own words:



Mental and physical health conditions are both a cause and condition of poverty.<sup>xxv</sup> There are vicious cycles at work that allow people to continually stay in poverty and ultimately produce intergenerational effects related to a person's mental and physical health. Those experiencing low income or poverty are one and a half to three times more likely to experience depression or anxiety.<sup>xxv</sup> A loss in income can produce stress and anxiety for a person and their household while mental illness can also worsen economic outcomes.<sup>xxvi</sup> The effects of depression and anxiety such as a loss of attention span and distorted memory are likely to influence a person's economic decisions regarding their work and consumption habits.<sup>xxv</sup>

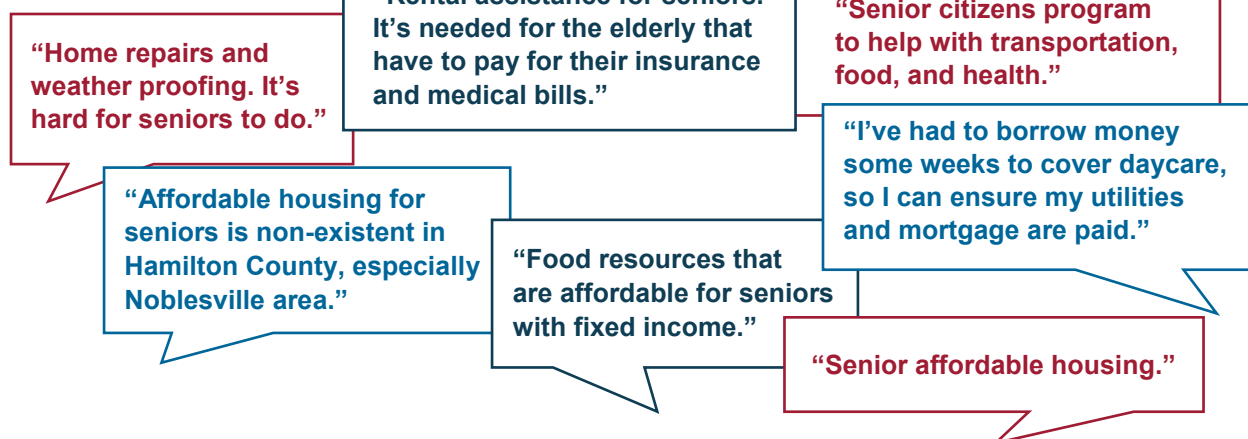
Interventions to address mental and physical health and poverty must be complementary in order to make progress. In order to be economically productive, mental equilibrium is essential. On a positive note, interventions such as cash transfers and broader antipoverty programs have been shown to reduce depression and anxiety.<sup>xxvii</sup>

### Community Action Agencies can:

- Connect with, co-locate, or offer health services and education to ensure that clients can receive treatment for physical and mental health
- Embed screening and referral systems for physical and mental health in other client services
- Equip frontline staff to be responsive to physical or mental health needs

## Programs for Seniors

### In clients' own words:



While Social Security lifts an estimated 15.4 million adults age 65 and older out of poverty, it does not eliminate poverty or economic instability for seniors entirely.<sup>xxviii</sup> Older women are far more likely to live in poverty than men due to a lifetime of lower earnings and diminished savings, even as they have longer life expectancies.<sup>vii</sup> Nearly two out of three households headed by an individual age 65 or older has debt, with a median amount owed of \$55,300.<sup>xxix</sup> This means that many seniors may lack the economic supports necessary to meet their monthly expenses or acquire the services needed to support aging in place.<sup>xxx</sup> While some seniors may be able to have needs met by family caregivers, lack of sufficient wages or paid time off among ‘the sandwich generation’ may affect who is able and available to provide care.<sup>xxxi</sup>

Programs for seniors can address the causes and conditions of poverty in multiple ways. First and foremost, they can fill in the gaps left by insufficient retirement savings or Social Security benefits and rising costs. They can also support re-employment, facilitate aging in place, and reduce social isolation. Finally, they may alleviate caregiving demands on family members, allowing them to devote more of their time and resources to meeting their own basic needs.

### Community Action Agencies can:

- Developing screening tools to better understand seniors’ unmet needs
- Provide transportation and assistance services to seniors
- Offer adult day services



## Additional Community Needs

In response to the open-ended question, participants also expressed a variety of other needs. Listed below are statements from clients on community needs 6-10:

### Legal Services

*"I am going through a divorce with a drug addict and cannot afford legal counsel." "I need help getting full custody legally, because I have my child 100% of the time even though the court order says otherwise." "Community lacks these services for low-income families."*

### Services for those with mental and physical disabilities

*"Rent for people on disability, hard to find affordable housing." "Childcare and things for kids with disabilities." "I have been declined for disability, but am unable to return to normal work and will need financial aid to pay bill or be evicted."*

### Debt Relief

*"I want to learn tools to get out of debt and stay out of debt." "Debt relief so I can learn how to manage my debt and become more financially stable."*

### Good Jobs with higher wages and benefits

*"Second chance jobs. I'm a felon and have a very hard time finding employment." "Good jobs with higher wages, because it helps eliminate all other choices. If I had more money, I could pay my own bills and afford my place of living." "Cost of living consistently on the rise and the jobs and pay do not match."*

### Youth Programs

*"Safe programs for the youth, to help teach our children better morals and kindness." "We've got many children unsupervised along with teenagers with no guidance." "Youth programs to deter crime." "Counseling and help with college tuition."*

## Civic Engagement

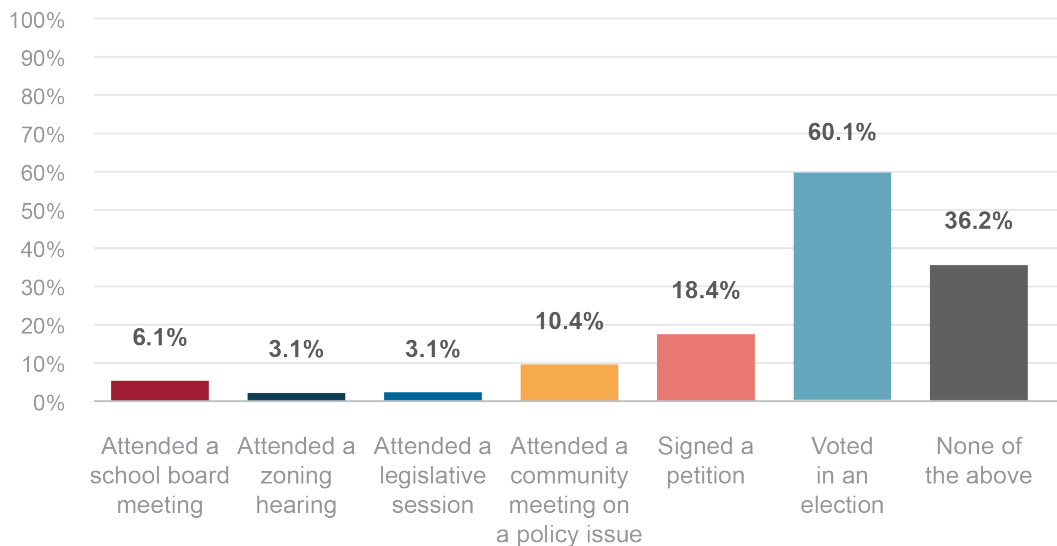
Community Action has a long history of dedication to civic engagement. As has been noted by the Community Action Partnership,<sup>xxxii</sup>

*A primary goal of the original Community Action Program was to empower all residents of a community to create opportunity-rich environments where they could thrive – “to help people help themselves and each other.” The architects of the program recognized that effectively fighting poverty required not just coordinating services, but also the “maximum feasible participation” of groups receiving those services. They understood that poverty and political exclusion are intertwined, partially by design. Throughout our history, and even today, the persistent and violent disenfranchisement of the customers and communities we serve has exacerbated that exclusion.*

*The first programs also understood that restoring inclusivity required programs to instill a sense of political empowerment in their customers. Actual, meaningful access to the polls gives people experiencing low incomes the chance to help shape their own futures. In the words of Robert Kennedy, “maximum feasible participation means giving the poor a real voice in their institutions.*

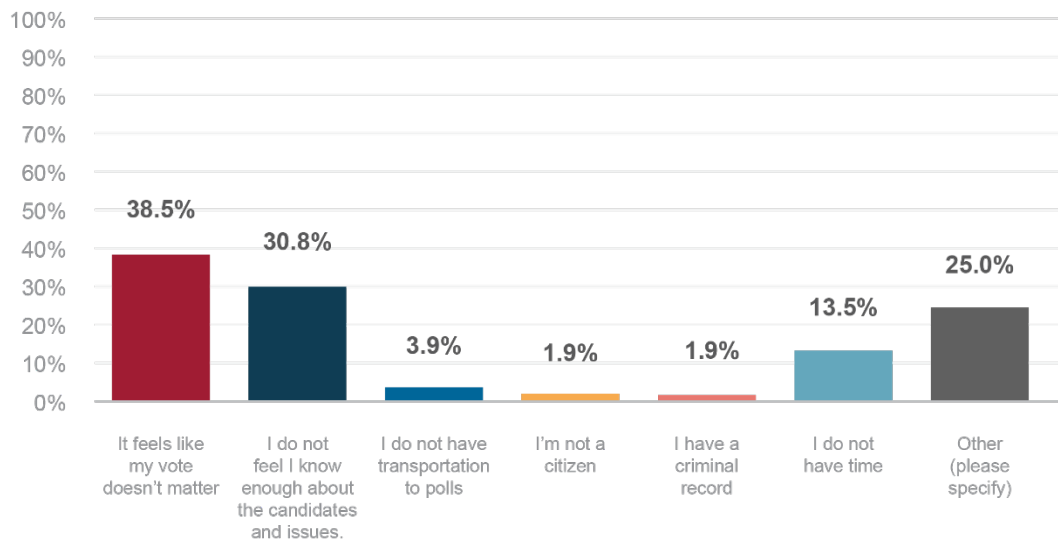
For the first time, the 2024 Community Needs Assessment survey asked questions about civic participation. Of the types of civic engagement we asked about, participants were most likely to have voted in an election (60.1%) but nearly half of respondents did not engage in any of the listed civic engagement activities.

### Civic Engagement Activities in the Past Two Years



Among those who reported that they did not vote in the past two years, the most commonly cited reason was “It feels like my vote doesn’t matter.”

## Non-Voters Reasons for Not Voting



### Community Action Agencies can:

- Provide opportunities for clients and community members to meet and learn about elected officials and opportunities for civic engagement
- Ensure community members know their rights related to absentee ballots and taking time off work to vote on election days
- Increase youth access to civic engagement activities
- Assist with voter registration
- Offer leadership development or civic engagement programming to empower residents

## Methods of Dissemination

The needs assessment serves as a guide for CAGI to secure new funding sources, recognize the impact of the services they provide, and understand how they can improve their agency. CAGI plans to disseminate this information on their website, use it for strategic planning, and community information sessions to gain further insight or feedback about how to best meet the needs identified. The needs assessment is also reviewed by the Board of Directors.

## Final Thoughts

CAGI is already actively working to address the top needs through its programs and referrals to its robust network of community partners. Continuing to address the top identified needs will require resources and interventions at the family, agency, and community levels.

### Family

- Resources to better meet basic needs such as housing, transportation, mental health/counseling services, and food insecurity
- Connection to existing resources within the community
- Education to increase financial literacy, job readiness, and health literacy

### Agency

- Funding to expand programming
- Partnerships to meet community needs for housing, seniors, mental health/counseling services, transportation, and nutrition/food security
- Professional development and networking opportunities to build staff capacity

### Community

- Greater supply of affordable housing
- Employers offering family-sustaining wages/benefits and education/skills pathways to good jobs
- Programs and services to provide greater access to nutrition, transportation, mental health/counseling services, and senior services
- Coalitions to advocate for policy change related to foundational needs, jobs, and social programs

Community Action Agencies are leaders in the complex and ever-changing work of addressing the causes and conditions of poverty in Indiana. Through deep understanding of the contexts in which Hoosiers are born, grow up, work, and raise families, they innovate, adapt, and serve. When Hoosiers are financially stable, they can reach their full potential and better serve their families and communities. All Hoosiers owe a debt to these agencies as they continue to fight on the front lines of the War on Poverty.

## Appendix 1: Client Survey Questions

### Question 1:

What county do you live in?

### Question 2:

Your age group: [18-24] [25-34] [35-49] [50-64] [65-69] [70+]

### Question 3:

Your gender: [Male] [Female] [Non-Binary] [Prefer not to say]

### Question 4:

Your race: [White/Caucasian] [Black/African American] [American Indian or Alaskan Native] [Asian] [Native Hawaiian or Other Pacific Islander] [Two or More Races] [Prefer not to say] [Other]

### Question 5:

Do you identify as: [Hispanic, Latino, or Spanish Origin] [Not Hispanic, Latino, or Spanish Origin] [Prefer Not to Say]

### Question 6:

What Community Action Agency have you used or requested services from most recently?

### Question 7:

How did you learn about this Community Action Agency?

### Question 8:

What services have you used? Check all that apply. [Business Loan/Assistance] [Case Management] [Covering Kids and Families] [Energy/Utility Assistance Program] [Head Start or Early Head Start] [Health & Wellness Program] [Housing Assistance Program] [Meals and Nutrition Program] [Senior Programs] [Support Groups] [Supportive Services for Veteran Families] [Transportation Services] [Weatherization] [WIC] [Youth Programs] [Other (please specify)]

### Question 9:

How satisfied are you with: [Scale: Very satisfied to very dissatisfied]

The services you received

The way staff treated you

Staff knowledge

Time it took to receive services

Overall satisfaction

### Question 10:

Is there a service you wish this agency had, but does not?

### Question 11:

Please share anything else you would like us to know about this agency and their services.

### Question 12:

What is your household status? [Single] [Married] [Partner] [Living with roommate/s]

### Question 13:

Are there children who live in your household at least part of the time? [Yes] [No]

### Question 14:

How many children are in your household? [1] [2-3] [4-5] [6 or more]

### Question 15:

Are any of the children in your household your grandchildren? [Yes] [No]



**Question 16:**

What are the age ranges of the children in your household? Check all that apply. [less than 1 year old] [1-5 years old] [6-12 years old] [13-17 years old]

**Question 17:**

Do you use child care services? [Yes] [No] [No, but I need child care]

**Question 18:**

Why do you not have child care? Check all that apply. [I cannot afford it] [There are no opening where I want to enroll my child] [There is not a child care facility close by] [My child has a disability that cannot be accommodated] [Other (please specify)]

**Question 19:**

Are you satisfied with the child care you receive? [Scale: Very dissatisfied to very satisfied]

**Question 20:**

How important is it that your child care has the following: [Scale: Not at all important to very important]

Long/Flexible hours

Reasonable cost

Is close to home

Have certified teachers

Have similar ideas about raising children

**Question 21:**

What are the TOP 5 needs in your community? Choose only 5. [Legal services (e.g. family law, evictions, expungement, debt collection)] [Crime awareness / crime reduction] [Debt relief] [Good jobs with higher wages & benefits and/or opportunities to advance] [Education/job skills training] [Internet & computer access and skills] [Budgeting classes and/or credit counseling/repair] [Domestic violence supports] [Food assistance] [Mental health and/or counseling services] [Youth programs] [Senior citizen programs] [Addiction treatment services] [Second-chance hiring programs for those with criminal records] [Housing assistance (e.g. rental assistance, weatherization)] [Child care that is affordable and accessible] [Transportation support (e.g. gas cards, help with repairs, transit services)] [Programs that teach English, or translate official documents] [Services for those with physical or mental disabilities]

**Question 22:**

Which is your TOP choice and why?

**Question 23:**

Is there something that was NOT on the list that you and your community need?

**Question 24:**

How connected do you feel you are with your local community? [Scale: Very Connected to very disconnected]

**Question 25:**

What would make you feel more connected to your community?

**Question 26:**

Do you feel safe in your community? [Yes] [No]

**Question 27:**

What is the MONTHLY income of all household members combined? [\$0-500] [\$500-1,000] [\$1,000-2,000] [\$2,000-3,000] [\$3,000 or more]

**Question 28:**

What are the sources of income for your household? Check all that apply. [Wages/Salary] [Small Business] [Social Security / SSI] [Pension] [TANF] [Unemployment] [Other (please specify)]

**Question 29:**

As a child, did your family receive government assistance or any other type of public assistance? [Yes] [No] [Don't know]

**Question 30:**

Have you or someone in your household experienced a life-changing event that suddenly changed your financial status? Check all that apply. [An accident that led to you or a household member being disabled] [Severe illness] [Caring for a loved one who is sick or disabled] [Lost job/lay off] [A significant expense that made it difficult to meet your basic needs] [Loss of child care] [Death of a family member who contributed to your income] [Extreme medical debt from a serious illness] [A tragic event (housefire, death of a child, mental illness, etc.)] [No] [Other (please specify)]

**Question 31:**

In the past year, have you received support from any of the following? Check all that apply. [Temporary Assistance for Needy Families (TANF)] [SNAP (formerly Food Stamps)] [Women, Infants, and Children Nutrition Program (WIC)] [Housing Choice Voucher (Section 8)] [Emergency Rental Assistance] [Medicaid / HIP] [Child Care Vouchers / CCDF / On-My-Way Pre-K] [Food Banks] [Free Health Clinics] [Township Trustees] [Other (please specify)] [None of the above]

**Question 32:**

What types of debt does your household currently have? Check all that apply. [Medical Bills/Debt] [Credit Card] [Auto Loans] [Student Loans] [Payday Loans] [Mortgage] [Property Taxes] [Income Taxes] [Utility Debts] [None] [Other (please specify)]

**Question 33:**

Why did you take out a payday loan? Check all that apply. [Unexpected expense (car repair, etc.)] [Household expense (to pay for rent, groceries, etc.)] [Leisure (to pay for a vacation, Christmas gift, etc.)] [Other (please specify)]

**Question 34:**

What was the APR on the loan?

**Question 35:**

How many times have you renewed the loan? [1-2 times] [3-4 times] [5-6 times] [6 or more times] [None]

**Question 36:**

Are you behind on payments or in collections on any of your debts? [Yes] [No]

**Question 37:**

Are your wages currently being garnished? [Yes] [No]

**Question 38:**

What is your highest level of education completed:  
[Less than a high school diploma]  
[High school diploma or equivalent]  
[Associate's degree]  
[Bachelor's degree]  
[Master's degree or higher]

**Question 39:**

Is there anything holding you back from additional education or training? Check all that apply. [I do not want any more education or training] [Cost of tuition] [Child care] [Transportation] [Other (please specify)]

**Question 40:**

Are you working or looking for work? [I am currently working] [I am looking for work] [No, I am not working or looking for work]

**Question 41:**

What makes a 'good' job a good job? [Scale: Not at all important to very important]

- High wages
- Paid time off
- Health insurance coverage
- Retirement plans
- Remote/flexible work options
- Training and opportunities to advance

**Question 42:**

What else is important to you in a job?

**Question 43:**

Have you ever declined a raise or promotion because it would mean losing benefits like Medicaid, CCDF, SSD, or SNAP? [Yes] [No]

**Question 44:**

In the last 12 months, have you worried if you'd run out of food before you got money to buy more? [Often] [Sometimes] [Never]

**Question 45:**

How often do you or someone in your household cut the size of meals or skip meals because there isn't enough money for food? [1-2 days a week] [3-4 days a week] [5 or more days] [Never]

**Question 46:**

Have YOU needed or wished you had legal assistance with any of the following in the past two years? Check all that apply. [Problems with landlords or mortgage companies] [Problems with employment] [Government services (e.g. Medicaid, SNAP, TANF)] [Debt and or wage garnishment] [Problems related to injury or illness] [Being the victim of a crime] [Being arrested or charged with a crime] [Family matters, such as divorce, custody, child support or wills] [Immigration] [Suspended license] [Criminal record expungement] [Eviction record expungement] [Other (please specify)] [None of the above]

**Question 47:**

Are you registered to vote? [Yes] [No] [Unsure]

**Question 48:**

In the past 2 years have you: [Attended a school board meeting] [Attended a zoning hearing] [Attended a legislative hearing] [Attended a community meeting on a policy issue] [Signed a petition] [Voted in an election] [None of the above]

**Question 49:**

If you have not or do not vote please share why? Check all that apply. [It feels like my vote doesn't matter.] [I do not feel I know enough about the candidates and issues.] [I do not have transportation to the polls.] [I'm not a citizen.] [I have a criminal record.] [I do not have time.] [Other (please specify)]

**Question 50:**

What motivated you to vote?

**Question 51:**

Please rate your current housing situation: [Very high quality] [High quality] [Neither high nor low quality] [Low quality] [Very low quality]

**Question 52:**

Are you facing housing challenges? Check all that apply. [Lack of affordable rental options] [Landlords won't make needed repairs] [I cannot afford needed repairs on a home I own] [Need emergency shelter for homeless individuals] [Need help finding housing after an eviction or foreclosure] [Other (please specify)]

**Question 53:**

Have you been homeless in the last 12 months? [Yes] [No]

**Question 54:**

Please describe the housing arrangement where you currently live. [I am currently without housing] [I live with family or friends (not an owner or listed on the rental contract)] [I rent my home] [I own my home]

**Question 55:**

Have you lived in the same place for at least 1 year? [Yes] [No]

**Question 56:**

How much has your rent increased in the last 12 months? [0 – 1000]

**Question 57:**

How have rent increases affected you?

**Question 58:**

Have you ever received an eviction or foreclosure notice? [Yes] [No]

**Question 59:**

Do you experience challenges with transportation? [Yes/Sometimes/No]

**Question 60:**

What do you find MOST difficult about getting to where you need to go? [The cost of gas, insurance, or monthly payments] [Finding someone reliable to fix your vehicle] [Paying for repairs] [I have to share a car with someone else] [I do not have a license or my license is suspended] [I have a disability that prevents me from driving] [Other (please specify)]

**Question 61:**

In the past 12 months, have you or anyone in your household missed any of the following due to transportation issue? [Scale: Never, Once or twice, Multiple times]

- Work
- Job Interview
- Medical Appointment
- Court Appointment

**Question 62:**

If you missed any of the above because of transportation issues, please share how missing an appointment affected you or your household?

**Question 63:**

Do you or someone in your household NOT have health insurance? [Yes/No]

**Question 64:**

Why do they not have health insurance? [Too expensive] [Don't know how to get it] [Don't care to have it] [I don't know] [Other (please specify)]

**Question 65:**

Do you or someone in your household have a disability? [Yes/No]

**Question 66:**

Do you/they receive any of the following benefits: [SSI] [SSDI] [Veterans Disability Compensation] [I/We have applied and am/are waiting to hear back from social security or the VA.] [I/We applied for SSI or SSDI and was/were denied.]

**Question 67:**

What services would make your/their life better?

**Question 68:**

Do you have high speed internet in your home?

[Yes, it always works]

[Yes, but it doesn't always work]

[No, I cannot afford it]

[No, I do not need it]

[Other (please specify)]

**Question 69:**

Do you have a personal computer or laptop at home? [Yes] [No]

**Question 70:**

If you were asked how to do the following how confident would you be that you could do it [Scale: Not at all confident to extremely confident]:

Search for jobs and submit a resume online

Find reliable health and medical information

Access online banking and financial services

Apply for government services

Use Zoom for work, school, or telehealth

Check, send, or delete email

Create a document in Microsoft Word or Google Docs

**Question 71:**

How would you like to receive help learning digital skills? Please slide to rank the following options from most helpful to least helpful. [I'd like a place I can call for help] [I'd like for someone to visit my home and walk me through the task] [I'd like a course at a place in my community] [I'd like an instructional video] [I'd like a support person or help desk at a place in my community]

**Question 72:**

If you had one wish for yourself or your community what would it be?

**Question 73:**

Is there anything else that you would like to tell us about your community, social services, or the Community Action Agency that you visit?

**Question 74:**

From time to time, the Indiana Community Action Poverty Institute offers paid and unpaid research studies. Would you be interested in participating in other research studies? [Yes] [No]

**Question 75:**

Would you be interested in Indiana Community Action Poverty Institute newsletters and advocacy opportunities? [Yes] [No]

**Question 76**

If you said 'yes' above, please provide your contact info here: [NAME:] [EMAIL]

## Appendix 2: References

- <sup>i</sup> Kucklick, A. & Manzer, L. (2022). Overlooked and undercounted: Struggling to make ends meet in Indiana. *Indiana Community Action Poverty Institute*. <https://iiwf.incap.org/reports>
- <sup>ii</sup> Brady, D. (2019). Theories of the causes of poverty. *Annual Review of Sociology*, 45, 155-175.
- <sup>iii</sup> Thompson, M. N., & Dahling, J. J. (2019). Employment and poverty: Why work matters in understanding poverty. *American Psychologist*, 74(6), 673.
- <sup>iv</sup> Hahn, H. & Simms, M. (2021). Poverty results from structural barriers, not personal choices. Safety net programs should reflect that fact. *Urban Institute*. <https://www.urban.org/urban-wire/poverty-results-structural-barriers-not-personal-choices-safety-net-programs-should-reflect-fact>
- <sup>v</sup> Jojo, Z. (2018). Creating an environment for the restoration of dignity to disadvantaged mathematics foundation classrooms. *Environment and Social Psychology*, 3. 10.18063/esp.v3.i2.695.
- <sup>vi</sup> Aliprantis, D. & Carroll, D. R. (2019). What is behind the persistence of the racial wealth gap? *Federal Reserve Bank of Cleveland*. <https://www.clevelandfed.org/en/publications/economic-commentary/2019/ec-201903-what-is-behind-the-persistence-of-the-racial-wealth-gap>
- <sup>vii</sup> Macey, E. (2019). Wages, wealth, and poverty: Where Hoosier women stand and ways our state can close the gaps. *Indiana Community Action Poverty Institute*. <https://iiwf.incap.org/wage-and-wealth-gaps>
- <sup>viii</sup> Abrams, E. M., Greenhawt, M., Shaker, M., Pinto, A. D., Sinha, I., & Singer, A. (2022). The COVID-19 pandemic: Adverse effects on the social determinants of health in children and families. *Annals of Allergy, Asthma & Immunology*, 128(1), 19-25.
- <sup>ix</sup> Hanushek, E. A., & Woessmann, L. (2020). The economic impacts of learning losses. Organisation for Economic Co-operation and Development. <https://www.edworkingpapers.com/sites/default/files/Hanushek%2BWoessmann%202020%20OECD%20Education%20Working%20Paper%20No.%20225.pdf>
- <sup>x</sup> United Nations (2023). Ending poverty. <https://www.un.org/en/global-issues/ending-poverty>.
- <sup>xi</sup> Blair, C. & Raver, C. C. (2018). Poverty, stress, and brain development: New directions for prevention and intervention. *Acad Pediatr* 16(3). <https://www.ncbi.nlm.nih.gov/pmc/articles/PMC5765853/>
- <sup>xii</sup> Tunstall, R., Bevan, M., Bradshaw, J., Croucher, K., Duffy, S., Hunter, C., ... & Wilcox, S. (2013). The links between housing and poverty: an evidence review. *York: Joseph Rowntree Foundation*.
- <sup>xiii</sup> OASH (2023). Quality of housing. <https://health.gov/healthypeople/priority-areas/social-determinants-health/literature-summaries/quality-housing>
- <sup>xiv</sup> <sup>iii</sup> U.S. Department of Energy, Office of Energy Efficiency and Renewables (2018). Weatherization works. [https://www.energy.gov/sites/prod/files/2018/03/f49/WAP-fact-sheet\\_final.pdf](https://www.energy.gov/sites/prod/files/2018/03/f49/WAP-fact-sheet_final.pdf)
- <sup>xv</sup> U.S. Department of Housing and Urban Development (2023). Fair market rents. <https://www.huduser.gov/portal/datasets/fmr.html>
- <sup>xvi</sup> Comber-Wilen, Violet. WNIN (August 30, 2022). How is Indiana tackling rural transit? Program connects local communities with federal funding. How is Indiana tackling rural transit? Program connects local communities with federal funding (wnin.org)
- <sup>xvii</sup> Basu, Rounaq, & Joseph Ferreira. (2021). "Sustainable mobility in auto-dominated metro Boston: Challenges and opportunities Post-COVID-19." *Transport Policy* 103 (March): 197-210. Doi:10.1016/j.tranpol.2021.01.006.
- <sup>xviii</sup> Klein, Nicholas & Basu, Rounaq & Smart, Michael. (2023). Transitions into and out of car ownership among low-income households in the United States. *Journal of Planning Education and Research*. 0739456X231163755. 10.1177/0739456X231163755.
- <sup>xix</sup> Bastiaanssen, J., Johnson, D., & Lucas, K. (2020). Does transport help people to gain employment? A systematic review and meta-analysis of the empirical evidence. *Transport Reviews*, 40(5), 607-628. <https://doi.org/10.1080/01441647.2020.1747569>
- <sup>xx</sup> M. Dean, M. M. Raats, K. G. Grunert, and M. Lumbers. 2009. Factors influencing eating a varied diet in old age. *Public Health Nutrition* 12, 12 (2009), 2421–2427.
- <sup>xxi</sup> J. Gustat, K. O'Malley, B. G. Lockett, and C. C. Johnson. 2015. Fresh produce consumption and the association between frequency of food shopping, car access, and distance to supermarkets. *Preventive Medicine Reports* 2 (2015), 47–52.
- <sup>xxii</sup> Dillahunt, Tawanna R., and Veinot, Tiffany C. *Getting there: Barriers and facilitators to transportation access in Underserved Communities*. Retrieved from <https://par.nsf.gov/biblio/10083034>. *ACM Transactions on Computer-human interaction* 25.5 Web. doi:10.1145/3233985.
- <sup>xxiii</sup> Siddiqui, F., Salam, R. A., Lassi, Z. S., & Das, J. K. (2020). The intertwined relationship between malnutrition and poverty. *Frontiers in Public Health*, 8, 453.

- 
- <sup>xxiv</sup> Roustit, C., Hamelin, A. M., Grillo, F., Martin, J., & Chauvin, P. (2010). Food insecurity: Could school food supplementation help break cycles of intergenerational transmission of social inequalities?. *Pediatrics*, 126(6), 1174-1181.
- <sup>xxv</sup> Ridley, M., Rao, G., Schilbach, F., & Patel, V. (2020). Poverty, depression, and anxiety: Causal evidence and mechanisms. *Science*, 370(6522), eaay0214
- <sup>xxvi</sup> Smith, M. V., & Mazure, C. M. (2021). Mental health and wealth: Depression, gender, poverty, and parenting. *Annual review of clinical psychology*, 17, 181-205.
- <sup>xxvii</sup> Ohrnberger, J., Fichera, E., Sutton, M., & Anselmi, L. (2020). The effect of cash transfers on mental health—new evidence from South Africa. *BMC public health*, 20, 1-13.
- <sup>xxviii</sup> Romig, K. (2023). Social Security lifts more people above the poverty line than any other program. *Center on Budget and Policy Priorities*. <https://www.cbpp.org/research/social-security/social-security-lifts-more-people-above-the-poverty-line-than-any-other>
- <sup>xxix</sup> U.S. Government Accountability Office (2021). Retirement security: Debt increased for older Americans over time, but the implications vary by debt type. <https://www.gao.gov/products/gao-21-170#:~:text=The%20median%20debt%20amount%20for,in%202016%20than%20in%201989>.
- <sup>xxx</sup> National Institute of Health (2023). Aging in place: Growing older at home. <https://www.nia.nih.gov/health/aging-place-growing-older-home>
- <sup>xxxi</sup> Lei, L., Leggett, A. N., & Maust, D. T. (2022). A national profile of sandwich generation caregivers providing care to both older adults and children. *Journal of the American Geriatrics Society*, 71(3), 799-809.
- <sup>xxxii</sup> National Community Action Partnership (2024). Community Action election resources. <https://communityactionpartnership.com/outreach-and-awareness-campaigns/>